

Bulgaria

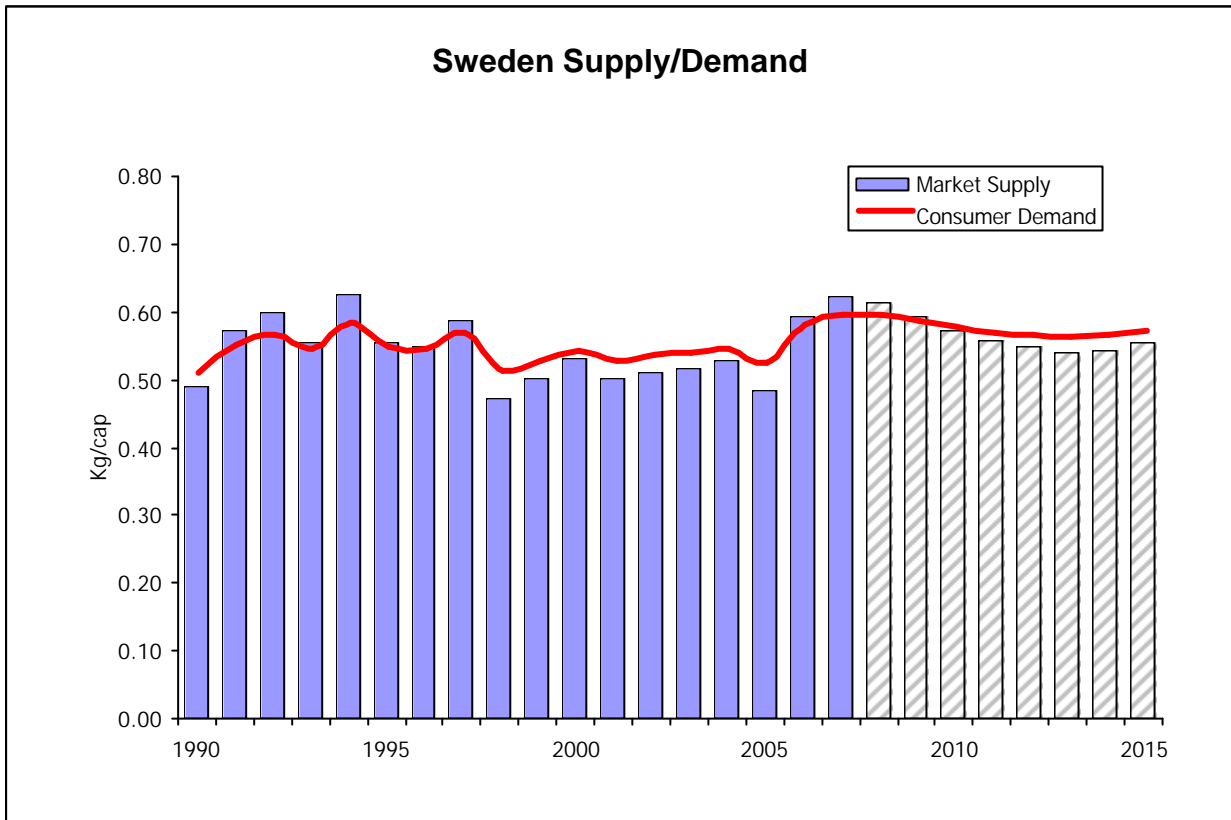
	1990	2000	2005	2006	2007	2008	2009	2010	2012	2015
Consumer Demand										
Kg/cap	x.xx	x.xx	x.xx	x.xx	x.xx	x.xx	x.xx	x.xx	x.xx	x.xx
1000 Kg	x.xx	x.xx	x.xx	x.xx	x.xx	x.xx	x.xx	x.xx	x.xx	x.xx
Market Supply										
Kg/cap	x.xx	x.xx	x.xx	x.xx	x.xx	x.xx	x.xx	x.xx	x.xx	x.xx
1000 Kg	x.xx	x.xx	x.xx	x.xx	x.xx	x.xx	x.xx	x.xx	x.xx	x.xx
Accumulated Stock										
1000 Kg	x.xx	x.xx	x.xx	x.xx	x.xx	x.xx	x.xx	x.xx	x.xx	x.xx

Growth Rates

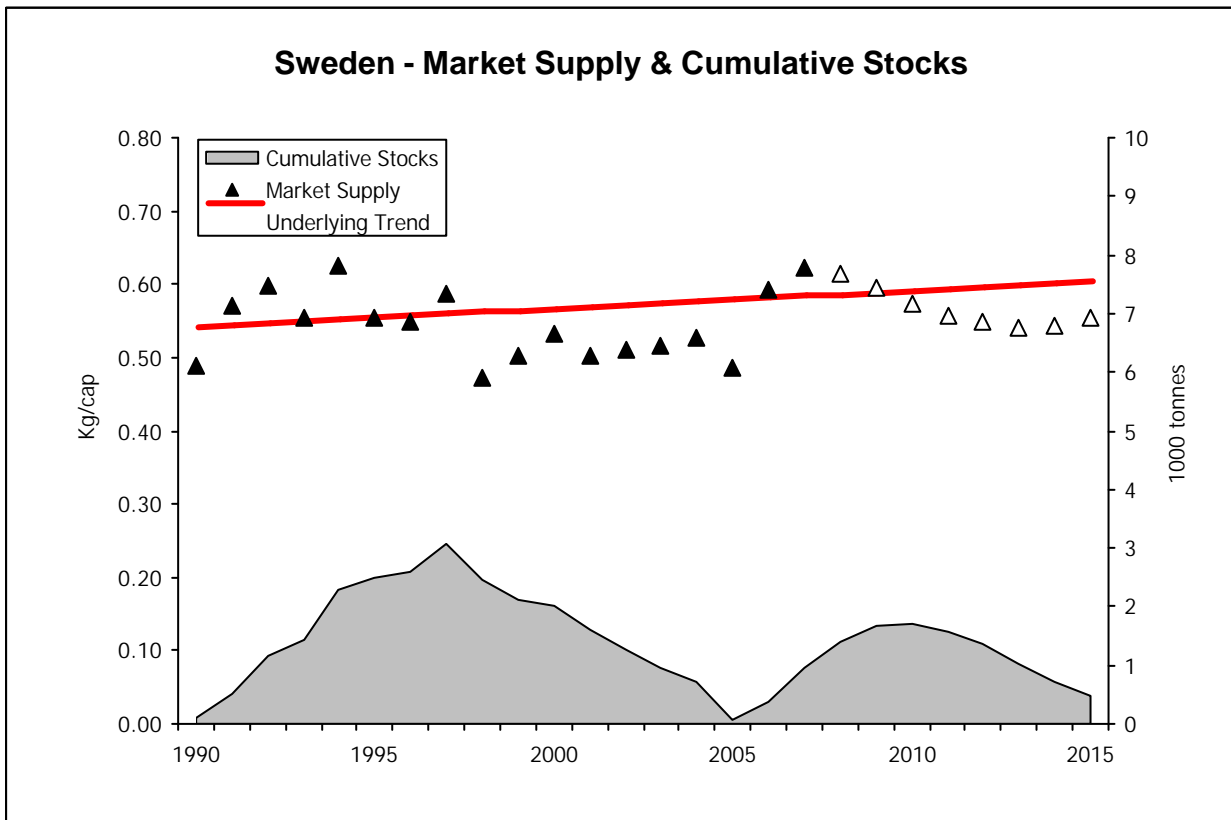
% per annum	1990-2000	2000-2010	2005-2015
Consumer Demand			
Kg/cap	x.xx	x.xx	x.xx
1000 Kg	x.xx	x.xx	x.xx
Market Supply			
Kg/cap	x.xx	x.xx	x.xx
1000 Kg	x.xx	x.xx	x.xx
Accumulated Stock			
1000 Kg	x.xx	x.xx	x.xx

% Change on Previous Year

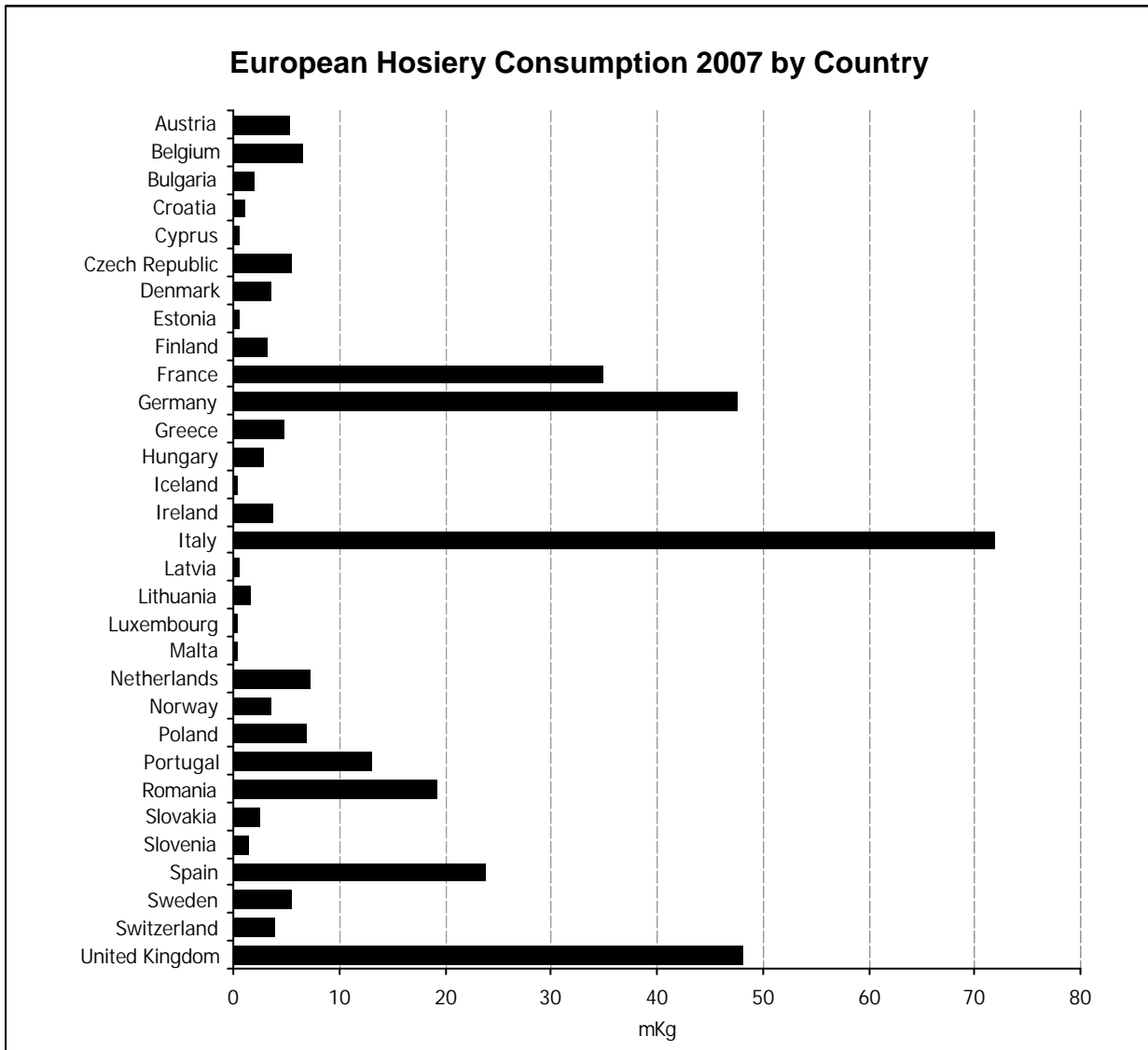
	1990	2000	2005	2006	2007	2008	2009	2010	2012	2015
Consumer Demand										
Kg/cap	-	x.xx	x.xx	x.xx	x.xx	x.xx	x.xx	x.xx	x.xx	x.xx
1000 Kg	-	x.xx	x.xx	x.xx	x.xx	x.xx	x.xx	x.xx	x.xx	x.xx
Market Supply										
Kg/cap	-	x.xx	x.xx	x.xx	x.xx	x.xx	x.xx	x.xx	x.xx	x.xx
1000 Kg	-	x.xx	x.xx	x.xx	x.xx	x.xx	x.xx	x.xx	x.xx	x.xx
Accumulated Stock										
1000 Kg	-	x.xx	x.xx	x.xx	x.xx	x.xx	x.xx	x.xx	x.xx	x.xx



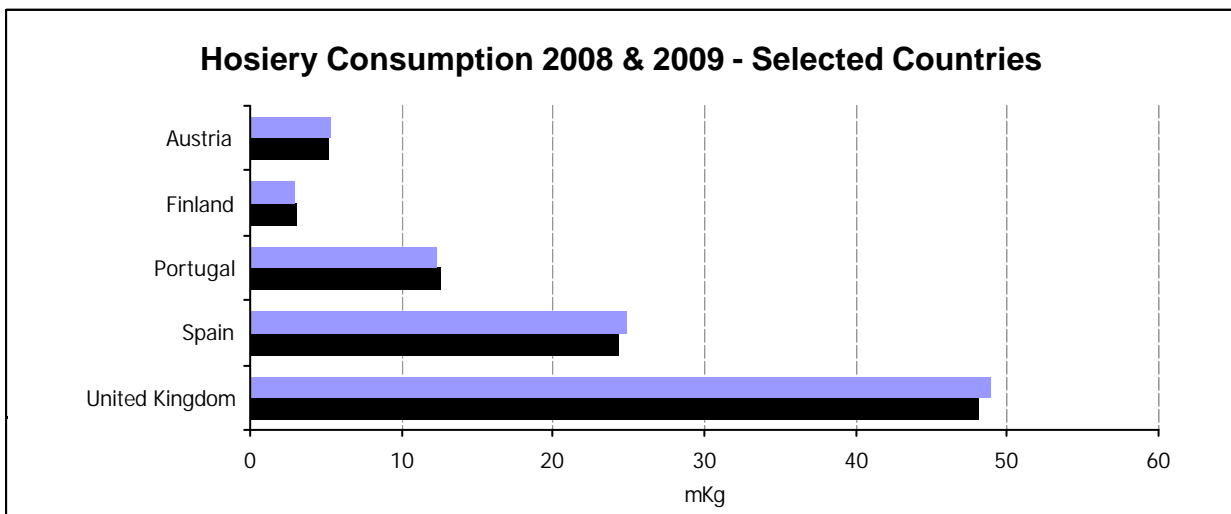
© Textrends.org (Xavier Research Limited) 2008.



© Textrends.org (Xavier Research Limited) 2008.



© Textrends.org (Xavier Research Limited) 2008.



© Textrends.org (Xavier Research Limited) 2008.

